






Inlegarmatuur met standaard afmetingen voor systeemplafonds (M600) of gipsplafonds**, met hoog rendement LED technologie (>125lm/w). Vervaardigd uit witgelakt (RAL 9003) plaatstaal. Hoogglans aluminium Miro reflector met lage (UGR<18) en brede uitstralingshoek >90°. Hierdoor zeer goed toepasbaar in kantoren, klaslokalen, en andere werkruimtes waar hoge eisen aan comfort worden gesteld. Onderhoudsarm en hoge levensduurverwachting (50.000 uur L90B50). Kleur stabiliteit, Mac Adam <3. Vijf jaar garantie.

Recessed luminaire with standard measurements for suspended ceilings (M600) or plasterboard ceilings**. With high efficiency LED technology (>125lm/w). Housing made of white painted (RAL 9003) sheet metal. With specular aluminum Miro louvre with low (UGR<18) and wide beam angle >90°. Therefore very suitable for offices, classrooms and other working areas where there are high demands for comfortable light. Low maintenance and high life expectancy (50.000 hours L90B50). Colour stability, Mac Adam <3. Warranty 5 years.

Wattage Watts	Kleur Colour	Lumen* Lumen*	CRI (Ra) CRI (Ra)	Lengte (mm) Length (mm)	Breedte (mm) Width (mm)	Hoogte (mm) Height (mm)	Gewicht (kg) Weight (kg)	Noodvoorz. (u) Emergency (h)	Artikel nr. Article no.	Dali Dali
15w	3000k	1970	>80	595	295	57	2,5	1/3	29522W.B15.30	29522W.B15.32
28w	3000k	3485	>80	595	595	57	4	1/3	29522W.C28.30	29522W.C28.32
38w	3000k	4540	>80	595	595	57	4	1/3	29522W.C38.30	29522W.C38.32
57w	3000k	6480	>80	595	595	57	4	1/3	29522W.C57.30	29522W.C57.32
28w	3000k	3540	>80	595	595	57	4	1/3	29522W.D28.30	29522W.D28.32
38w	3000k	4710	>80	595	595	57	4	1/3	29522W.D38.30	29522W.D38.32
57w	3000k	6755	>80	595	595	57	4	1/3	29522W.D57.30	29522W.D57.32
15w	3000k	1970	>80	595	125	60	2	1/3	29522W.A15.30	29522W.A15.32
29w	3000k	3460	>80	595	125	60	2	1/3	29522W.A29.30	29522W.A29.32
28w	3000k	3540	>80	1195	295	57	4	1/3	29522W.B28.30	29522W.B28.32
38w	3000k	4710	>80	1195	295	57	4	1/3	29522W.B38.30	29522W.B38.32
57w	3000k	6755	>80	1195	295	57	4	1/3	29522W.B57.30	29522W.B57.32
58w	3000k	7000	>80	1195	595	57	7	1/3	29522W.C58.30	29522W.C58.32
78w	3000k	9170	>80	1195	595	57	7	1/3	29522W.C78.30	29522W.C78.32
98w	3000k	11.280	>80	1195	595	57	7	1/3	29522W.C98.30	29522W.C98.32
18w	3000k	2260	>80	1495	125	60	4	1/3	29522W.A18.30	29522W.A18.32
27w	3000k	3325	>80	1495	125	60	4	1/3	29522W.A27.30	29522W.A27.32
50w	3000k	5715	>80	1495	125	60	4	1/3	29522W.A50.30	29522W.A50.32
37w	3000k	4650	>80	1495	295	57	4	1/3	29522W.B37.30	29522W.B37.32
55w	3000k	6690	>80	1495	295	57	4	1/3	29522W.B55.30	29522W.B55.32
75w	3000k	8720	>80	1495	295	57	4	1/3	29522W.B75.30	29522W.B75.32

* Lichtstroom van armatuur, tolerantie van +/- 10%

* Luminaire luminous flux, tolerance of +/- 10%

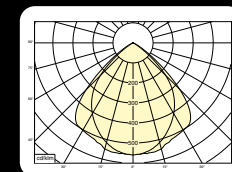


Opties:

- Daglicht en bewegingsregeling ingebouwd in de diffuser
- M625 plafondmaat
- 6500k
- CRI>90
- GST18i3® connector + BST14i2 connector
- GST18i5® connector
- Andere RAL kleur

Optional:

- Daylight and motion control sensor build into the diffuser
- M625 ceiling size
- 6500k
- CRI>90
- GST18i3® connector + BST14i2 connector
- GST18i5® connector
- Different RAL colour



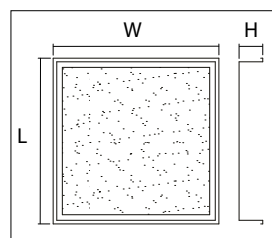
29522W.C57.40

57w 4000k 6820lm
ηLB 100%

Wattage Watts	Kleur Colour	Lumen* Lumen*	CRI (Ra) CRI (Ra)	Lengte (mm) Length (mm)	Breedte (mm) Width (mm)	Hoogte (mm) Height (mm)	Gewicht (kg) Weight (kg)	Noodvoorz. (u) Emergency (h)	Artikel nr. Article no.	Dali Dali
15w	4000k	2070	>80	595	295	57	2,5	1/3	29522W.B15.40	29522W.B15.42
28w	4000k	3665	>80	595	595	57	4	1/3	29522W.C28.40	29522W.C28.42
38w	4000k	4780	>80	595	595	57	4	1/3	29522W.C38.40	29522W.C38.42
57w	4000k	6820	>80	595	595	57	4	1/3	29522W.C57.40	29522W.C57.42
28w	4000k	3725	>80	595	595	57	4	1/3	29522W.D28.40	29522W.D28.42
38w	4000k	4955	>80	595	595	57	4	1/3	29522W.D38.40	29522W.D38.42
57w	4000k	7110	>80	595	595	57	4	1/3	29522W.D57.40	29522W.D57.42
15w	4000k	2070	>80	595	125	60	2	1/3	29522W.A15.40	29522W.A15.42
29w	4000k	3640	>80	595	125	60	2	1/3	29522W.A29.40	29522W.A29.42
28w	4000k	3725	>80	1195	295	57	4	1/3	29522W.B28.40	29522W.B28.42
38w	4000k	4955	>80	1195	295	57	4	1/3	29522W.B38.40	29522W.B38.42
57w	4000k	7110	>80	1195	295	57	4	1/3	29522W.B57.40	29522W.B57.42
58w	4000k	7365	>80	1195	595	57	7	1/3	29522W.C58.40	29522W.C58.42
78w	4000k	9650	>80	1195	595	57	7	1/3	29522W.C78.40	29522W.C78.42
98w	4000k	11.870	>80	1195	595	57	7	1/3	29522W.C98.40	29522W.C98.42
18w	4000k	2375	>80	1495	125	60	4	1/3	29522W.A18.40	29522W.A18.42
27w	4000k	3500	>80	1495	125	60	4	1/3	29522W.A27.40	29522W.A27.42
50w	4000k	6015	>80	1495	125	60	4	1/3	29522W.A50.40	29522W.A50.42
37w	4000k	4895	>80	1495	295	57	4	1/3	29522W.B37.40	29522W.B37.42
55w	4000k	7040	>80	1495	295	57	4	1/3	29522W.B55.40	29522W.B55.42
75w	4000k	9180	>80	1495	295	57	4	1/3	29522W.B75.40	29522W.B75.42

* Lichtstroom van armatuur, tolerantie van +/- 10%

* Luminaire luminous flux, tolerance of +/- 10%



**Gipsplafond clips / Plasterboard ceiling clips

29521.CLIPS

