

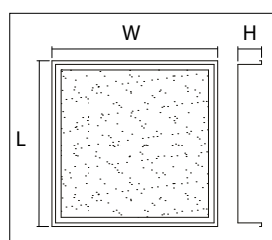
Inlegarmatuur met standaard afmetingen voor systeemplafonds (M600) of gipsplafonds\*\*, met hoog rendement LED technologie (>125lm/w). Vervaardigd uit witgelakt (RAL 9003) plaatstaal. Hoogglans aluminium Miro reflector met lage (UGR<18) en brede uitstralingshoek >90°. Hierdoor zeer goed toepasbaar in kantoren, klaslokalen, en andere werkruimtes waar hoge eisen aan comfort worden gesteld. Onderhoudsarm en hoge levensduurverwachting (50.000 uur L90B50). Kleur stabiliteit, Mac Adam <3. Vijf jaar garantie.

Recessed luminaire with standard measurements for suspended ceilings (M600) or plasterboard ceilings\*\*. With high efficiency LED technology (>125lm/w). Housing made of white painted (RAL 9003) sheet metal. With specular aluminum Miro louvre with low (UGR<18) and wide beam angle >90°. Therefore very suitable for offices, classrooms and other working areas where there are high demands for comfortable light. Low maintenance and high life expectancy (50.000 hours L90B50). Colour stability, Mac Adam <3. Warranty 5 years.

Wattage Watts	Kleur Colour	Lumen* Lumen*	CRI (Ra) CRI (Ra)	Lengte (mm) Length (mm)	Breedte (mm) Width (mm)	Hoogte (mm) Height (mm)	Gewicht (kg) Weight (kg)	Noodvoorz. (u) Emergency (h)	Artikel nr. Article no.	Dali Dali
28w	3000k	3500	>80	595	595	57	4	1/3	29554W.A28.30	29554W.A28.32
40w	3000k	5000	>80	595	595	57	4	1/3	29554W.A40.30	29554W.A40.32
28-34w	3000k	3500-4250	>80	1195	295	57	4	1/3	29554W.B28.30	29554W.B28.32
40w	3000k	5000	>80	1195	295	57	4	1/3	29554W.B40.30	29554W.B40.32
28w	3000k	3500	>80	1495	295	57	4	1/3	29554W.C28.30	29554W.C28.32
38w	3000k	4750	>80	1495	295	57	4	1/3	29554W.C55.30	29554W.C38.32
28w	4000k	3500	>80	595	595	57	4	1/3	29554W.A28.40	29554W.A28.42
40w	4000k	5000	>80	595	595	57	4	1/3	29554W.A40.40	29554W.A40.42
28-34w	4000k	3500-4250	>80	1195	295	57	4	1/3	29554W.B28.40	29554W.B28.42
40w	4000k	5000	>80	1195	295	57	4	1/3	29554W.B40.40	29554W.B40.42
28w	4000k	3500	>80	1495	295	57	4,2	1/3	29554W.C28.40	29554W.C28.42
38w	4000k	4750	>80	1495	295	57	4,2	1/3	29554W.C55.40	29554W.C38.42


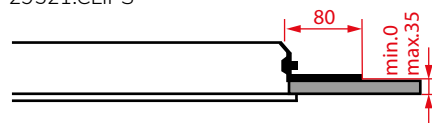
\* Lichtstroom van armatuur, tolerantie van +/- 10%

\* Luminaire luminous flux, tolerance of +/- 10%



#### \*\*Gipsplafond clips / Plasterboard ceiling clips

29521.CLIPS

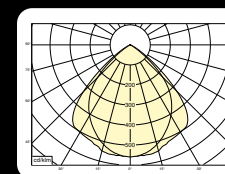


#### Opties:

- Daglicht en bewegingsregeling ingebouwd in de diffuser
- M625 plafondmaat
- 6500k
- CRI>90
- GST18i3® connector + BST14i2 connector
- GST18i5® connector
- Andere RAL kleur

#### Optional:

- Daylight and motion control sensor build into the diffuser
- M625 ceiling size
- 6500k
- CRI>90
- GST18i3® connector + BST14i2 connector
- GST18i5® connector
- Different RAL colour



29554W.A28.30

28w 3000k 3500lm  
ηLB 100%