

# Plane Louvre UP/DOWN SUSPENDED



PENDEL ARMATUREN SUSPENDED LUMINAIRES

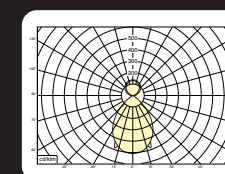


Elegant en slank pendel armatuur met directe/indirecte lichtbundel. Behuizing gemaakt van geëxtrudeerd aluminium. Voorzien van breedstralende (>94°) hoogwaardige Louvre diffuser met lage verblindingsgraad (UGR<19). Geschikt voor o.a. scholen, kantoren, recepties en galerieën. Alle elektronische componenten in de behuizing. Onderhoudsarm en hoge levensduurverwachting (50.000 uur L80B10). Kleur stabiliteit, Mac Adam <3. Vijf jaar garantie.

Elegant slim suspended luminaire with direct/indirect beam angle. Housing made out of extruded aluminium. Equipped with high quality wide angle (>94°) Louvre diffuser with low glare (UGR<19). Suitable for schools, offices, reception areas, and galleries. All electronic components inside the housing. Low maintenance and high life expectancy (50.000 hours L80B10). Colour stability, Mac Adam <3. Warranty 5 years.

Wattage Watts	Kleur Colour	CRI (Ra) CRI (Ra)	Lumen Lumen	L (mm) L (mm)	B (mm) W (mm)	H (mm) H (mm)	Gewicht (kg) weight (kg)	Noodvoorz. (u) Emergency (h)	Artikel nr. Article no.	Dali Dali
19w-12w	3000k	80	2394/1467	600	130	60	2,5	1/3	61040W.1930	61040W.1932
33w-20w	3000k	80	3967/2431	600	130	60	2,5	1/3	61040W.3330	61040W.3332
39w-24w	3000k	80	4791/2936	1160	130	60	4	1/3	61040W.3930	61040W.3932
67w-41w	3000k	90	7918/4853	1160	130	60	4	1/3	61040W.6730	61040W.6732
49w-30w	3000k	90	5985/3668	1440	130	60	5	1/3	61040W.4930	61040W.4932
84w-51w	3000k	90	9894/6064	1440	130	60	5	1/3	61040W.8430	61040W.8432
19w-12w	4000k	80	2520/1545	600	130	60	2,5	1/3	61040W.1940	61040W.1942
33w-20w	4000k	80	4176/2559	600	130	60	2,5	1/3	61040W.3340	61040W.3342
39w-24w	4000k	80	5043/3091	1160	130	60	4	1/3	61040W.3940	61040W.3942
67w-41w	4000k	90	8335/5108	1160	130	60	4	1/3	61040W.6740	61040W.6742
49w-30w	4000k	90	6300/3861	1440	130	60	5	1/3	61040W.4940	61040W.4942
84w-51w	4000k	90	10.415/6383	1440	130	60	5	1/3	61040W.8440	61040W.8442

\* Lichtstroom van armatuur, tolerantie van +/- 10%

\* Luminaire luminous flux, tolerance of +/- 10%



**61040W.1930**  
19w 3000k 2394lm  
ηLB 100%

**melis lighting**