

Marici 150 Darklight



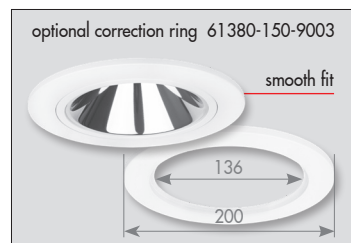

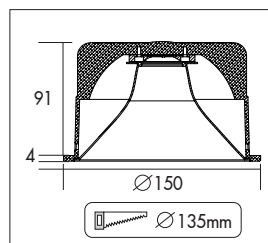
Ronde LED downlight met extreem hoog rendement tot 149lm/w en een lage inbouw-hoogte. Voorzien van trompetvormige darklight reflector van 99,98% hoogglans aluminium met brede bundel (>70°) CRI>80. Zeer lage verblinding (UGR<19, 5-18w) en minimale helderheid door uniek darklight reflector ontwerp. Wit gelakte (RAL 9003) aluminium behuizing. Snelle montage met veren. Wordt geleverd inclusief externe driver. Directe aansluiting op 220-240VAC. Snelle en eenvoudige montage met veren. Onderhoudsarm en hoge levensduurverwachting. Kleur stabiliteit, Mac Adam <3. Vijf jaar garantie.

Round LED downlight with extremely high efficiency up to 149lm/w and shallow build-in height. Trumpet shaped darklight reflector made of 99,98% specular aluminum with wide beam angle (>70°) CRI>80. Very low glare (UGR<19, 5-18w) and minimal brightness due to unique darklight reflector design. White painted die cast aluminium body (RAL9003). Delivered including external driver. Direct connection to 220-240VAC. Low maintenance and high life expectancy. Colour stability, Mac Adam <3. Fast and easy mounting with springs. Five years warranty.


Wattage Watts	Kleur Colour	Lumen* Lumen*	Amperage (mA) Amperage (mA)	Gewicht (kg) Weight (kg)	Noodvoorz. (u) Emergency (h)	Artikel nr. Article no.	Dimbaar (1-10V) Dimmable (1-10V)	Dali Dali	Casambi Casambi
5w	3000k	802	150	0,75	1/3	23006W.05.30	23006W.05.31	23006W.05.32	23006W.05.35
9w	3000k	1333	250	0,75	1/3	23006W.09.30	23006W.09.31	23006W.09.32	23006W.09.35
12w	3000k	1855	350	0,75	1/3	23006W.12.30	23006W.12.31	23006W.12.32	23006W.12.35
18w	3000k	2596	500	0,75	1/3	23006W.18.30	23006W.18.31	23006W.18.32	23006W.18.35
25w	3000k	3545	700	0,75	1/3	23006W.25.30	23006W.25.31	23006W.25.32	23006W.25.35
33w	3000k	4435	900	0,75	1/3	23006W.33.30	23006W.33.31	23006W.33.32	23006W.33.35
5w	4000k	842	150	0,75	1/3	23006W.05.40	23006W.05.41	23006W.05.42	23006W.05.45
9w	4000k	1403	250	0,75	1/3	23006W.09.40	23006W.09.41	23006W.09.42	23006W.09.45
12w	4000k	1951	350	0,75	1/3	23006W.12.40	23006W.12.41	23006W.12.42	23006W.12.45
18w	4000k	2727	500	0,75	1/3	23006W.18.40	23006W.18.41	23006W.18.42	23006W.18.45
25w	4000k	3723	700	0,75	1/3	23006W.25.40	23006W.25.41	23006W.25.42	23006W.25.45
33w	4000k	4657	900	0,75	1/3	23006W.33.40	23006W.33.41	23006W.33.42	23006W.33.45

* Lichtstroom van armatuur, tolerantie van +/- 10%

* Luminaire luminous flux, tolerance of +/- 10%



INBOUW DOWNLIGHTS RECESSED DOWNLIGHTS



Opties:

- 1,5 meter snoer met 3-polige Shuko stekker
- 0,5 meter snoer + GST18i3® connector (niet - dimbaar)
- 0,5 meter snoer + GST18i3® and BST14i2 connector (dim)
- 0,5 meter snoer + GST18i5® Blue connector male (dim)
- Andere RAL kleur
- 2700K, 3500k, 5000k of hogere CRI waarde 90/97
- Vlees, brood of Crisp White

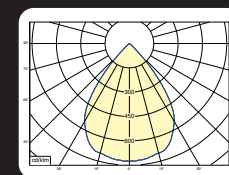
Options:

- 1,5m cable with Shuko 3-pin plug
- 0,5 meter cable + GST18i3® connector (non - dimmable)
- 0,5 meter cable + GST18i3® and BST14i2 connector (dim)
- 0,5 meter cable + GST18i5® Blue connector male (dim)
- Different RAL color
- 2700k, 3500k, 5000k or higher CRI values 90/97
- Meat, bread or Crisp White



optional dust cover 61396-150

Levensduurverwachting (uren) Life expectancy (hours)		
Watt	L80B10	L90B10
5	170.000	80.000
9	168.000	79.000
12	166.000	78.000
18	149.000	70.000
25	135.000	64.000
33	120.000	57.000



23006W.05.30

5w 3000k 802lm
ηLB 88%

melis lighting

