


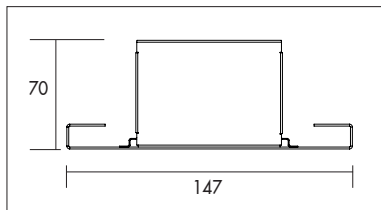
Inlegarmatuur met decoratieve perforatie voor plenumafzuiging in rand. Voorzien van hoog rendement LED technologie. Vervaardigd uit witgelakt (RAL 9003) plaatstaal. Hoogglans aluminium Miro reflector met lage verblinding (UGR<17) en brede uitstralingshoek >92°. Hierdoor zeer goed toepasbaar in kantoren, klaslokalen, en andere werkrumtes waar hoge eisen aan comfort worden gesteld. Onderhoudsarm en hoge levensduurverwachting (50.000 uur L90B10). Kleur stabiliteit, Mac Adam <3. Vijf jaar garantie.

Recessed LED luminaire with decorative perforation for plenum ventilation in trim. Including with high efficiency LED technology. Housing made of white painted (RAL 9003) sheet metal. With specular aluminum Miro louvre with low glare (UGR<17) and wide beam angle >92°. Therefore very suitable for offices, classrooms and other working areas where there are high demands for comfortable light. Low maintenance and high life expectancy (50.000 hours L90B10). Colour stability, Mac Adam <3. Warranty 5 years.

Wattage Watts	Kleur Colour	Lumen* Lumen*	CRI (Ra) CRI (Ra)	Lengte (mm) Length (mm)	Breedte (mm) Width (mm)	kg kg	Noodvoorz. (u) Emergency (h)	Artikel nr. Article no.	Dali Dali	EasySense EasySense
15w	3000k	1810	>80	1195	147	4	1/3	61113WA.15.30	61113WA.15.32	61113WA.15.37
24w	3000k	2880	>80	1195	147	4	1/3	61113WA.24.30	61113WA.24.32	61113WA.24.37
29w	3000k	3416	>80	1195	147	4	1/3	61113WA.29.30	61113WA.29.32	61113WA.29.37
18w	3000k	2172	>80	1495	147	5	1/3	61113WB.18.30	61113WB.18.32	61113WB.18.37
27w	3000k	3181	>80	1495	147	5	1/3	61113WB.27.30	61113WB.27.32	61113WB.27.37
50w	3000k	5748	>80	1495	147	5	1/3	61113WB.50.30	61113WB.50.32	61113WB.50.37
18w	3000k	2172	>80	1720	147	5,5	1/3	61113WC.18.30	61113WC.18.32	61113WC.18.37
27w	3000k	3181	>80	1720	147	5,5	1/3	61113WC.27.30	61113WC.27.32	61113WC.27.37
50w	3000k	5748	>80	1720	147	5,5	1/3	61113WC.50.30	61113WC.50.32	61113WC.50.37
15w	4000k	1905	>80	1195	147	4	1/3	61113WA.15.40	61113WA.15.42	61113WA.15.47
24w	4000k	3024	>80	1195	147	4	1/3	61113WA.24.40	61113WA.24.42	61113WA.24.47
29w	4000k	3596	>80	1195	147	4	1/3	61113WA.29.40	61113WA.29.42	61113WA.29.47
18w	4000k	2286	>80	1495	147	5	1/3	61113WB.18.40	61113WB.18.42	61113WB.18.47
27w	4000k	3348	>80	1495	147	5	1/3	61113WB.27.40	61113WB.27.42	61113WB.27.47
50w	4000k	6050	>80	1495	147	5	1/3	61113WB.50.40	61113WB.50.42	61113WB.50.47
18w	4000k	2286	>80	1720	147	5,5	1/3	61113WC.18.40	61113WC.18.42	61113WC.18.47
27w	4000k	3348	>80	1720	147	5,5	1/3	61113WC.27.40	61113WC.27.42	61113WC.27.47
50w	4000k	6050	>80	1720	147	5,5	1/3	61113WC.50.40	61113WC.50.42	61113WC.50.47

\* Lichtstroom van armatuur, tolerantie van +/- 10%

\* Luminaire luminous flux, tolerance of +/- 10%

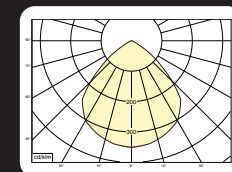


#### Opties:

- Daglicht en bewegingsregeling ingebouwd in de diffuser
- M625 plafondmaat
- 5000k
- CRI>90
- GST18i3® connector + BST14i2 connector
- GST18i5® connector
- Andere RAL kleur

#### Options:

- Daylight and motion control sensor build into the diffuser
- M625 ceiling size
- 5000k
- CRI>90
- GST18i3® connector + BST14i2 connector
- GST18i5® connector
- Different RAL colour



**61113WA.15.30**  
15w 3000k 1810lm  
ηLB 63%