

Rond pendel LED armatuur gemaakt uit wit gelakt (RAL 9003) aluminium (optioneel zwart RAL 9005 of zilvergrijs RAL 9006), met zowel direct als indirecte uitstraling. Homogeen verlichte diffuser van dual satin opaal PMMA of Microprisma. Gelijke licht dichtheid tussen verschillende afmetingen. De EasySense-sensor combineert beweging- en daglichtregeling. Tot 40 sensoren kunnen draadloos worden gegroepeerd. Geschikt voor toepassing in onder andere winkelcentra, culturele gebouwen of kantoren. Wordt geleverd inclusief pendel accessoires: staalkabels (3m) en snoer (3,5m). Onderhoudsarm en hoge levensduurverwachting (50.000 uur L80B10). Kleur stabiliteit, Mac Adam <3. Vijf jaar garantie.

Round suspended LED luminaire made of white (RAL 9003) painted aluminium (optionally black RAL 9005 or silver grey RAL 9006), with direct and indirect beam angle. Completely homogeneously illuminated with dual satinised PMMA cover or micro prisma diffuser. The EasySense sensor combines occupancy sensing, daylight harvesting and task tuning. Up to 40 sensors can be grouped wireless. Suitable for shopping centres, social and cultural amenities or representation areas. Delivered including pendant suspension, steel cables (3m) and mains cable (3,5m). Low maintenance and high life expectancy (50.000 hours L80B10). Colour stability, Mac Adam <3. Warranty five years.

## Micro Prisma / Micro Prism

Wattage Wattage	Kleur Colour	Diameter (mm) Diameter (mm)	Lumen* Lumen*	Gewicht (kg) Weight (kg)	Artikelnr. Article number	Dali Dali	Casambi Casambi	EasySense EasySense
16w-12w	3000k	350	2080/1560	3,7	26022_M.35.30	26022_M.35.32	26022_M.35.35	26022_M.35.37**
34w-18w	3000k	600	4420/2340	4,9	26022_M.60.30	26022_M.60.32	26022_M.60.35	26022_M.60.37
60w-23w	3000k	900	7800/2990	7,0	26022_M.90.30	26022_M.90.32	26022_M.90.35	26022_M.90.37
90w-23w	3000k	1200	11.700/2990	9,5	26022_M.120.30	26022_M.120.32	26022_M.120.35	26022_M.120.37
16w-12w	4000k	350	2185/1635	3,7	26022_M.35.40	26022_M.35.42	26022_M.35.45	26022_M.35.47**
34w-18w	4000k	600	4640/2455	4,9	26022_M.60.40	26022_M.60.42	26022_M.60.45	26022_M.60.47
60w-23w	4000k	900	8190/3140	7,0	26022_M.90.40	26022_M.90.42	26022_M.90.45	26022_M.90.47
90w-23w	4000k	1200	12.285/3140	9,5	26022_M.120.40	26022_M.120.42	26022_M.120.45	26022_M.120.47

## Opaal / Opal

Wattage Wattage	Kleur Colour	Diameter (mm) Diameter (mm)	Lumen* Lumen*	Gewicht (kg) Weight (kg)	Artikelnr. Article number	Dali Dali	Casambi Casambi	EasySense EasySense
16w-12w	3000k	350	1975/1485	3,7	26022_OP.35.30	26022_OP.35.32	26022_OP.35.35	26022_OP.35.37**
34w-18w	3000k	600	4200/2225	4,9	26022_OP.60.30	26022_OP.60.32	26022_OP.60.35	26022_OP.60.37
60w-23w	3000k	900	7410/2840	7,0	26022_OP.90.30	26022_OP.90.32	26022_OP.90.35	26022_OP.90.37
90w-23w	3000k	1200	11.115/2840	9,5	26022_OP.120.30	26022_OP.120.32	26022_OP.120.35	26022_OP.120.37
16w-12w	4000k	350	2075/1555	3,7	26022_OP.35.40	26022_OP.35.42	26022_OP.35.45	26022_OP.35.47**
34w-18w	4000k	600	4410/2335	4,9	26022_OP.60.40	26022_OP.60.42	26022_OP.60.45	26022_OP.60.47
60w-23w	4000k	900	7780/2985	7,0	26022_OP.90.40	26022_OP.90.42	26022_OP.90.45	26022_OP.90.47
90w-23w	4000k	1200	11.670/2985	9,5	26022_OP.120.40	26022_OP.120.42	26022_OP.120.45	26022_OP.120.47

\_ W=wit / B=zwart / G=grijs


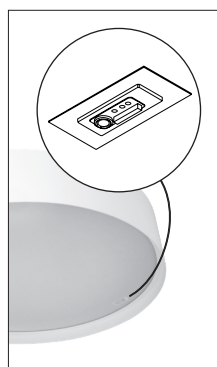

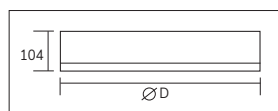
\_ W=white / B=black / G=grey

\* Lichtstroom van armatuur, tolerantie van +/- 10%

\* Luminaire luminous flux, tolerance of +/- 10%

\*\* EasySense diameter 400mm

\*\* EasySense diameter 400mm

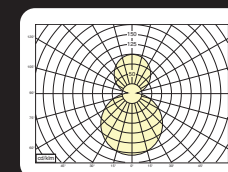


### Opties:

- Geïntegreerde bewegingssensor
- EasySense-sensor

### Options:

- Integrated motionsensor
- EasySense-sensor



**26022\_M.350.30**  
16w-12w 3000K 2080/1560lm  
ηLB 100%