

Online System



Elegant en slank LED pendelarmatuur. Behuizing gemaakt van geëxtrudeerd aluminium. Voorzien van breedstralende (>94°) hoogwaardige Micro Prisma, Opal of Louvre diffuser met lage verblindingsgraad. Geschikt voor o.a. scholen, kantoren, recepties en galeriën. Alle elektronische componenten in de behuizing. Wordt geleverd inclusief pendel accessoires: staalkabels (1,5m) en snoer (2m). Onderhoudsarm en hoge levensduurverwachting (50.000 uur L80B10). Kleur stabiliteit, Mac Adam <3. Vijf jaar garantie.

Elegant slim LED pendant. Housing made out of extruded aluminium. Equipped with high quality wide angle (>94°) Micro Prisma, Opal or Louvre diffuser with low glare. Suitable for schools, offices, reception areas, and galleries. All electronic components inside the housing. Delivered including pendant suspension, steel cables (1,5m) and mains cable (2m). Low maintenance and high life expectancy (50.000 hours L80B10). Colour stability, Mac Adam <3. Warranty 5 years.



Wattage	Kleur	Lumen*	Graden	CRI (Ra)	Lengte (mm)	Breedte (mm)	Hoogte (mm)	Noodvoorz. (u)	kg	Artikel nr.	Dali
Watts	Colour	Lumen*	Degree	CRI (Ra)	Length (mm)	Width (mm)	Height (mm)	Emergency (h)		Article no.	Dali
22w	3000k	3190	40	>80	1132	52,4	75	1/3h	2,9	26500.22.40.30	26500.22.40.32
31w	3000k	4440	40	>80	1132	52,4	75	1/3h	2,9	26500.31.40.30	26500.31.40.32
45w	3000k	6090	40	>80	1132	52,4	75	1/3h	2,9	26500.45.40.30	26500.45.40.32
33w	3000k	4785	40	>80	1698	52,4	75	1/3h	4,1	26500.33.40.30	26500.33.40.32
48w	3000k	6660	40	>80	1698	52,4	75	1/3h	4,1	26500.48.40.30	26500.48.40.32
66w	3000k	9135	40	>80	1698	52,4	75	1/3h	4,1	26500.66.40.30	26500.66.40.32
22w	3000k	3190	60	>80	1132	52,4	75	1/3h	2,9	26500.22.60.30	26500.22.60.32
31w	3000k	4440	60	>80	1132	52,4	75	1/3h	2,9	26500.31.60.30	26500.31.60.32
45w	3000k	6090	60	>80	1132	52,4	75	1/3h	2,9	26500.45.60.30	26500.45.60.32
33w	3000k	4785	60	>80	1698	52,4	75	1/3h	4,1	26500.33.60.30	26500.33.60.32
48w	3000k	6660	60	>80	1698	52,4	75	1/3h	4,1	26500.48.60.30	26500.48.60.32
66w	3000k	9135	60	>80	1698	52,4	75	1/3h	4,1	26500.66.60.30	26500.66.60.32
22w	3000k	3190	70	>80	1132	52,4	75	1/3h	2,9	26500.22.70.30	26500.22.70.30
31w	3000k	4440	70	>80	1132	52,4	75	1/3h	2,9	26500.31.70.30	26500.31.70.30
45w	3000k	6090	70	>80	1132	52,4	75	1/3h	2,9	26500.45.70.30	26500.45.70.32
33w	3000k	4785	70	>80	1698	52,4	75	1/3h	4,1	26500.33.70.30	26500.33.70.32
48w	3000k	6660	70	>80	1698	52,4	75	1/3h	4,1	26500.48.70.30	26500.48.70.32
66w	3000k	9135	70	>80	1698	52,4	75	1/3h	4,1	26500.66.70.30	26500.66.70.32
22w	3000k	3190	90	>80	1132	52,4	75	1/3h	2,9	26500.22.90.30	26500.22.90.32
31w	3000k	4440	90	>80	1132	52,4	75	1/3h	2,9	26500.31.90.30	26500.31.90.32
45w	3000k	6090	90	>80	1132	52,4	75	1/3h	2,9	26500.45.90.30	26500.45.90.32
33w	3000k	4785	90	>80	1698	52,4	75	1/3h	4,1	26500.33.90.30	26500.33.90.32
48w	3000k	6660	90	>80	1698	52,4	75	1/3h	4,1	26500.48.90.30	26500.48.90.32
66w	3000k	9135	90	>80	1698	52,4	75	1/3h	4,1	26500.66.90.30	26500.66.90.32

*Lichtstroom van armatuur, tolerantie van +/- 10%

*Luminaire luminous flux, tolerance of +/- 10%

Wattage	Kleur	Lumen*	Graden	CRI (Ra)	Lengte (mm)	Breedte (mm)	Hoogte (mm)	Noodvoorz. (u)	kg	Artikel nr.	Dali
Watts	Colour	Lumen*	Degree	CRI (Ra)	Length (mm)	Width (mm)	Height (mm)	Emergency (h)	kg	Article no.	Dali
22w	4000k	3350	40	>80	1132	52,4	75	1/3h	2,9	26500.22.40.40	26500.22.40.42
31w	4000k	4660	40	>80	1132	52,4	75	1/3h	2,9	26500.31.40.40	26500.31.40.42
45w	4000k	6395	40	>80	1132	52,4	75	1/3h	2,9	26500.45.40.40	26500.45.40.42
33w	4000k	5025	40	>80	1698	52,4	75	1/3h	4,1	26500.33.40.40	26500.33.40.42
48w	4000k	6990	40	>80	1698	52,4	75	1/3h	4,1	26500.48.40.40	26500.48.40.42
66w	4000k	9590	40	>80	1698	52,4	75	1/3h	4,1	26500.66.40.40	26500.66.40.42
22w	4000k	3350	60	>80	1132	52,4	75	1/3h	2,9	26500.22.60.40	26500.22.60.42
31w	4000k	4660	60	>80	1132	52,4	75	1/3h	2,9	26500.31.60.40	26500.31.60.42
45w	4000k	6395	60	>80	1132	52,4	75	1/3h	2,9	26500.45.60.40	26500.45.60.42
33w	4000k	5025	60	>80	1698	52,4	75	1/3h	4,1	26500.33.60.40	26500.33.60.42
48w	4000k	6990	60	>80	1698	52,4	75	1/3h	4,1	26500.48.60.40	26500.48.60.42
66w	4000k	9590	60	>80	1698	52,4	75	1/3h	4,1	26500.66.60.40	26500.66.60.42
22w	4000k	3350	70	>80	1132	52,4	75	1/3h	2,9	26500.22.70.40	26500.22.70.40
31w	4000k	4660	70	>80	1132	52,4	75	1/3h	2,9	26500.31.70.40	26500.31.70.40
45w	4000k	6395	70	>80	1132	52,4	75	1/3h	2,9	26500.45.70.40	26500.45.70.42
33w	4000k	5025	70	>80	1698	52,4	75	1/3h	4,1	26500.33.70.40	26500.33.70.42
48w	4000k	6990	70	>80	1698	52,4	75	1/3h	4,1	26500.48.70.40	26500.48.70.42
66w	4000k	9590	70	>80	1698	52,4	75	1/3h	4,1	26500.66.70.40	26500.66.70.42
22w	4000k	3350	90	>80	1132	52,4	75	1/3h	2,9	26500.22.90.40	26500.22.90.42
31w	4000k	4660	90	>80	1132	52,4	75	1/3h	2,9	26500.31.90.40	26500.31.90.42
45w	4000k	6395	90	>80	1132	52,4	75	1/3h	2,9	26500.45.90.40	26500.45.90.42
33w	4000k	5025	90	>80	1698	52,4	75	1/3h	4,1	26500.33.90.40	26500.33.90.42
48w	4000k	6990	90	>80	1698	52,4	75	1/3h	4,1	26500.48.90.40	26500.48.90.42
66w	4000k	9590	90	>80	1698	52,4	75	1/3h	4,1	26500.66.90.40	26500.66.90.42

Asymmetrisch / Asymmetric

Wattage	Kleur	Lumen*	CRI (Ra)	Lengte (mm)	Breedte (mm)	Hoogte (mm)	Noodvoorz. (u)	kg	Artikel nr.	Dali
Watts	Colour	Lumen*	CRI (Ra)	Length (mm)	Width (mm)	Height (mm)	Emergency (h)	kg	Article no.	Dali
22w	3000k	3190	>80	1132	52,4	75	1h	2,9	26500.22.AS.30	26500.22.AS.32
31w	3000k	4440	>80	1132	52,4	75	1h	2,9	26500.31.AS.30	26500.31.AS.32
45w	3000k	6090	>80	1132	52,4	75	1h	2,9	26500.45.AS.30	26500.45.AS.32
33w	3000k	4785	>80	1698	52,4	75	1h	4,1	26500.33.AS.30	26500.33.AS.32
48w	3000k	6660	>80	1698	52,4	75	1h	4,1	26500.48.AS.30	26500.48.AS.32
66w	3000k	9135	>80	1698	52,4	75	1h	4,1	26500.66.AS.30	26500.66.AS.32
22w	4000k	3350	>80	1132	52,4	75	1h	2,9	26500.22.AS.40	26500.22.AS.42
31w	4000k	4660	>80	1132	52,4	75	1h	2,9	26500.31.AS.40	26500.31.AS.42
45w	4000k	6395	>80	1132	52,4	75	1h	2,9	26500.45.AS.40	26500.45.AS.42
33w	4000k	5025	>80	1698	52,4	75	1h	4,1	26500.33.AS.40	26500.33.AS.42
48w	4000k	6990	>80	1698	52,4	75	1h	4,1	26500.48.AS.40	26500.48.AS.42
66w	4000k	9590	>80	1698	52,4	75	1h	4,1	26500.66.AS.40	26500.66.AS.42

Dubbel Asymmetrisch / Double Asymmetric

Wattage	Kleur	Lumen*	CRI (Ra)	Lengte (mm)	Breedte (mm)	Hoogte (mm)	Noodvoorz. (u)	kg	Artikel nr.	Dali
Watts	Colour	Lumen*	CRI (Ra)	Length (mm)	Width (mm)	Height (mm)	Emergency (h)	kg	Article no.	Dali
22w	3000k	3190	>80	1132	52,4	75	1h	2,9	26500.22.DS.30	26500.22.DS.32
31w	3000k	4440	>80	1132	52,4	75	1h	2,9	26500.31.DS.30	26500.31.DS.32
45w	3000k	6090	>80	1132	52,4	75	1h	2,9	26500.45.DS.30	26500.45.DS.32
33w	3000k	4785	>80	1698	52,4	75	1h	4,1	26500.33.DS.30	26500.33.DS.32
48w	3000k	6660	>80	1698	52,4	75	1h	4,1	26500.48.DS.30	26500.48.DS.32
66w	3000k	9135	>80	1698	52,4	75	1h	4,1	26500.66.DS.30	26500.66.DS.32
22w	4000k	3350	>80	1132	52,4	75	1h	2,9	26500.22.DS.40	26500.22.DS.42
31w	4000k	4660	>80	1132	52,4	75	1h	2,9	26500.31.DS.40	26500.31.DS.42
45w	4000k	6395	>80	1132	52,4	75	1h	2,9	26500.45.DS.40	26500.45.DS.42
33w	4000k	5025	>80	1698	52,4	75	1h	4,1	26500.33.DS.40	26500.33.DS.42
48w	4000k	6990	>80	1698	52,4	75	1h	4,1	26500.48.DS.40	26500.48.DS.42
66w	4000k	9590	>80	1698	52,4	75	1h	4,1	26500.66.DS.40	26500.66.DS.42

*Lichtstroom van armatuur, tolerantie van +/- 10%

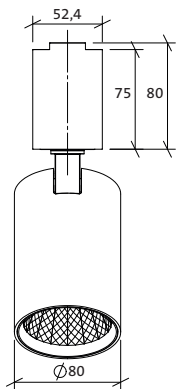
*Luminaire luminous flux, tolerance of +/- 10%

Louvre / Louvre

Wattage	Kleur	Lumen*	CRI (Ra)	Lengte (mm)	Breedte (mm)	Hoogte (mm)	Noodvoorz. (u)	kg	Artikel nr.	Dali
Watts	Colour	Lumen*	CRI (Ra)	Length (mm)	Width (mm)	Height (mm)	Emergency (h)		Article no.	Dali
14w	3000k	2064	>80	1132	52,4	75	1h	2,6	26500.14.LV.30	26500.14.LV.32
20w	3000k	2898	>80	1132	52,4	75	1h	2,6	26500.20.LV.30	26500.20.LV.32
21w	3000k	2700	>80	1698	52,4	75	1h	4,0	26500.21.LV.30	26500.21.LV.32
27w	3000k	4113	>80	1698	52,4	75	1h	4,0	26500.27.LV.30	26500.27.LV.32
14w	4000k	2170	>80	1132	52,4	75	1h	2,6	26500.14.LV.40	26500.14.LV.42
20w	4000k	3045	>80	1132	52,4	75	1h	2,6	26500.20.LV.40	26500.20.LV.42
21w	4000k	2835	>80	1698	52,4	75	1h	4,0	26500.21.LV.40	26500.21.LV.42
27w	4000k	4320	>80	1698	52,4	75	1h	4,0	26500.27.LV.40	26500.27.LV.42

*Lichtstroom van armatuur, tolerantie van +/- 10%

*Luminaire luminous flux, tolerance of +/- 10%

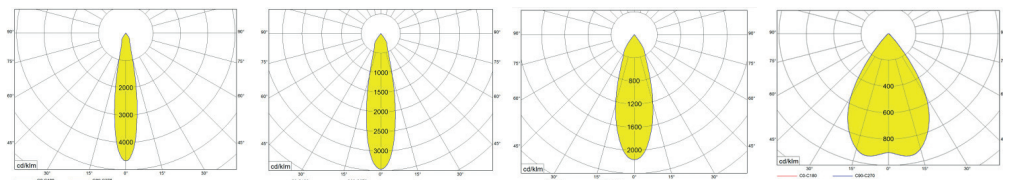


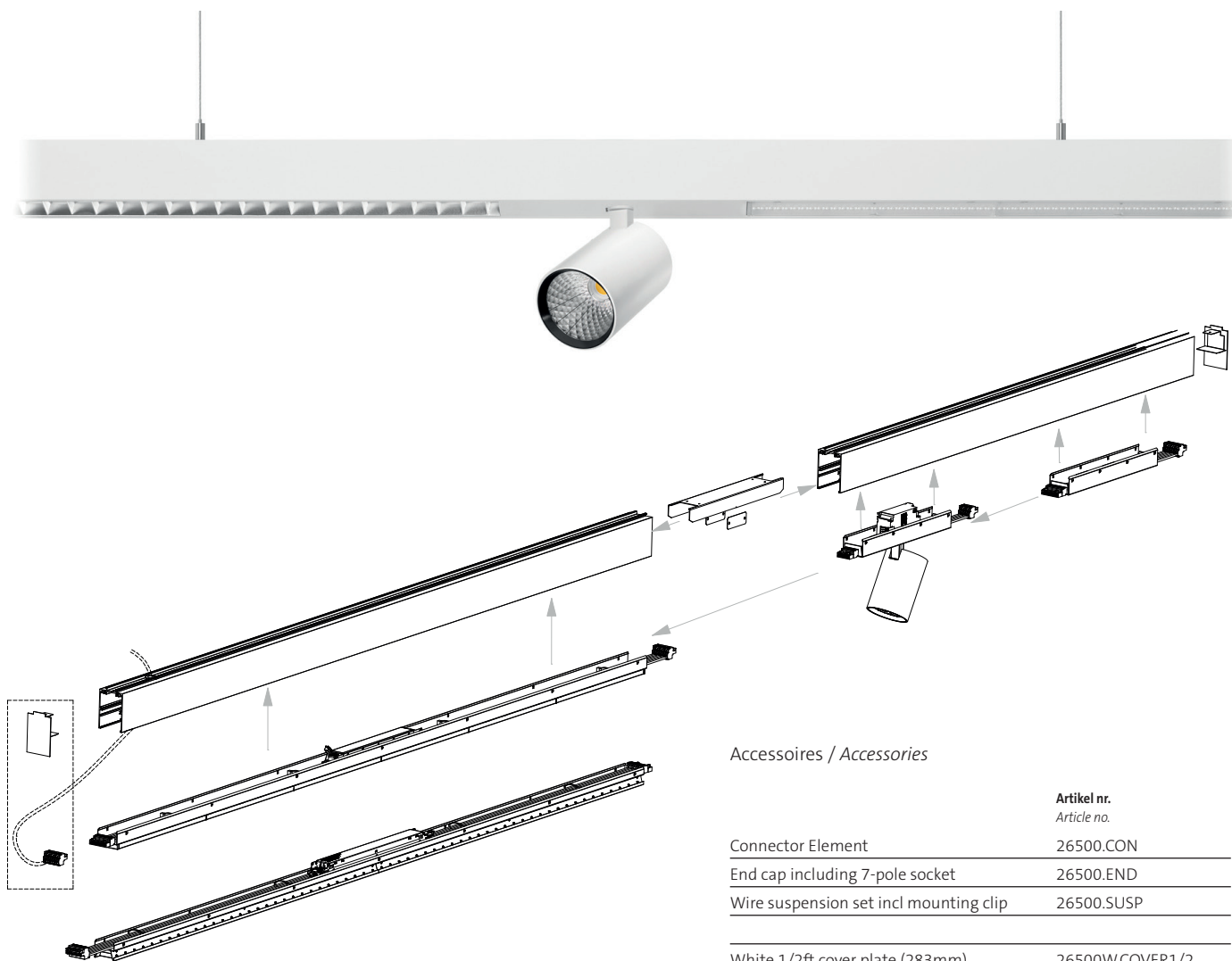
Sublime Mini

Wattage	Kleur	Lumen*	CRI (Ra)	Graden	Gewicht (kg)	Artikel nr.	Dali
Watts	Colour	Lumen*	CRI (Ra)	Degree	Weight (kg)	Article no.	Dali
12w	3000k	0000	>80	19°	1,1	26501_12.19.30	26501_12.19.32
12w	3000k	0000	>80	24°	1,1	26501_12.24.30	26501_12.24.32
12w	3000k	0000	>80	33°	1,1	26501_12.33.30	26501_12.33.32
12w	3000k	0000	>80	56°	1,1	26501_12.56.30	26501_12.56.32
18w	3000k	0000	>80	19°	1,1	26501_18.19.30	26501_18.19.32
18w	3000k	0000	>80	24°	1,1	26501_18.24.30	26501_18.24.32
18w	3000k	0000	>80	33°	1,1	26501_18.33.30	26501_18.33.32
18w	3000k	0000	>80	56°	1,1	26501_18.56.30	26501_18.56.32
25w	3000k	0000	>80	19°	1,1	26501_25.19.30	26501_25.19.32
25w	3000k	0000	>80	24°	1,1	26501_25.24.30	26501_25.24.32
25w	3000k	0000	>80	33°	1,1	26501_25.33.30	26501_25.33.32
25w	3000k	0000	>80	56°	1,1	26501_25.56.30	26501_25.56.32
33w	3000k	0000	>80	19°	1,1	26501_33.19.30	26501_33.19.32
33w	3000k	0000	>80	24°	1,1	26501_33.24.30	26501_33.24.32
33w	3000k	0000	>80	33°	1,1	26501_33.33.30	26501_33.33.32
33w	3000k	0000	>80	56°	1,1	26501_33.56.30	26501_33.56.32
12w	4000k	0000	>80	19°	1,1	26501_12.19.40	26501_12.19.42
12w	4000k	0000	>80	24°	1,1	26501_12.24.40	26501_12.24.42
12w	4000k	0000	>80	33°	1,1	26501_12.33.40	26501_12.33.42
12w	4000k	0000	>80	56°	1,1	26501_12.56.40	26501_12.56.42
18w	4000k	0000	>80	19°	1,1	26501_18.19.40	26501_18.19.42
18w	4000k	0000	>80	24°	1,1	26501_18.24.40	26501_18.24.42
18w	4000k	0000	>80	33°	1,1	26501_18.33.40	26501_18.33.42
18w	4000k	0000	>80	56°	1,1	26501_18.56.40	26501_18.56.42
25w	4000k	0000	>80	19°	1,1	26501_25.19.40	26501_25.19.42
25w	4000k	0000	>80	24°	1,1	26501_25.24.40	26501_25.24.42
25w	4000k	0000	>80	33°	1,1	26501_25.33.40	26501_25.33.42
25w	4000k	0000	>80	56°	1,1	26501_25.56.40	26501_25.56.42
33w	4000k	0000	>80	19°	1,1	26501_33.19.40	26501_33.19.42
33w	4000k	0000	>80	24°	1,1	26501_33.24.40	26501_33.24.42
33w	4000k	0000	>80	33°	1,1	26501_33.33.40	26501_33.33.42
33w	4000k	0000	>80	56°	1,1	26501_33.56.40	26501_33.56.42

_ W=wit / B=zwart / G=grijs

_ W=white / B=black / G=grey





Accessoires / Accessories

	Artikel nr. <i>Article no.</i>
Connector Element	26500.CON
End cap including 7-pole socket	26500.END
Wire suspension set incl mounting clip	26500.SUSP
White 1/2ft cover plate (283mm)	26500W.COVER1/2
White 1ft cover plate (566mm)	26500W.COVER1
Grey 1/2ft cover plate (283mm)	26500G.COVER1/2
Grey 1ft cover plate (566mm)	26500G.COVER1
Black 1/2ft cover plate (283mm)	26500B.COVER1/2
Black 1ft cover plate (566mm)	26500B.COVER1
White Mounting Rail 4ft	26500W.RAIL4
White Mounting Rail 6ft	26500W.RAIL6
Grey Mounting Rail 4ft	26500G.RAIL4
Greyu Mounting Rail 6ft	26500G.RAIL6
Black Mounting Rail 4ft	26500B.RAIL4
Black Mounting Rail 6ft	26500B.RAIL6
L-Connector	26500.L-CON
T-Connector	26500.T-CON
X-Connector	26500.X-CON

